
ADDENDUM

Date: October 22, 2020
Project: Commercial Kitchen Equipment
Project #: TC-015-20
Addendum #: Addendum 1

The following change to the kitchen equipment is being made:

1. Revise item #14 Coffee Brewer to be Bunn model ICB SH, 120/208V, 16.8 amps, 3/8" cold water. See attached specification sheet.
2. Revise item #15 Coffee Server to be Bunn model 1.5 Gal SH Server INF Series. See attached specification sheet.
3. Revise item #15A Server Warmer to be Bunn model 1SH INF Series, 120V, 0.7 amps. See attached specification sheet.

It is expected that you will provide your quotation with this updated information.

Attachments:

Equipment specs for #14, #15 and #15A.

ICB SH, 120/208V Stainless

14

Height: 32.8" Width: 11.8" Depth: 23.2"
(83.3cm) (30.0cm) (58.9cm)



- Sleek modernized design language, with rounded angles on the corners and trunk
- Digital readout displays in English, Spanish, or French ---for easier programming and control--- and can show either 'Standard' or Metric measurements. Digital readout also shows machine status, and targeted advertising messages can be programmed for display.
- BUNN Infusion Series technology allows for multiple recipes from one footprint --- with three brew buttons and three batch sizes
- Energy-saver mode reduces tank temperature during idle periods
- Exclusive Peak Extraction™ Sprayhead is multi-directional with a 17-hole design to ensure ultimate uniformity of extraction
- Electronic funnel lock prevents removal of each brew funnel until drip- through is complete
- USB programming capable
- Brew counter keeps track of how many batches are brewed
- Pre-infusion and pulse brew for maximum flavor extraction. Cold brew lockout & digital temperature control further ensure top-notch brewing.
- New Soft Heat® servers [sold separately] are ergonomic, lighter weight, energy efficient and now offer programmable recipe/batch based holding times and temperatures, alerting staff when freshness has expired or server is empty
- Servers not included unless otherwise noted

Server(s) sold separately

Agency:



Specifications

Product #: 51100.0101

Legs: 4" Satin Nickel Legs

Finish: Stainless

Water Access: Plumbed

Funnel: Black Plastic Smart Funnel

Faucet: Side

Additional Features

Funnel Locks

Electrical & Capacity

Volts*	Amps	Watts	Cord Attached	Plug Type	8oz cups/hr 236ml cups/hr	Input H ₂ O Temp.	Phase	# Wires plus Ground	Hertz
120/208	16.8	3500	Yes/	-	163	60°F (15.5°C)	1	3	60

*When a BUNN is machine rated 120/208-240V, 120/208V or 120/240V, the higher voltage is the supply voltage needed to power the machine. The 120V is there to supply power to some components rated 120V in the machine, but it is not the supply voltage and would not power the machine if the machine is marked with the before mentioned ratings.

Plumbing Requirements

PSI	kPa	Fitting Supplied	Water Flow Required (GPM)
20-90	138-621	3/8" Male Flare Fitting	1.00

CAD Drawings

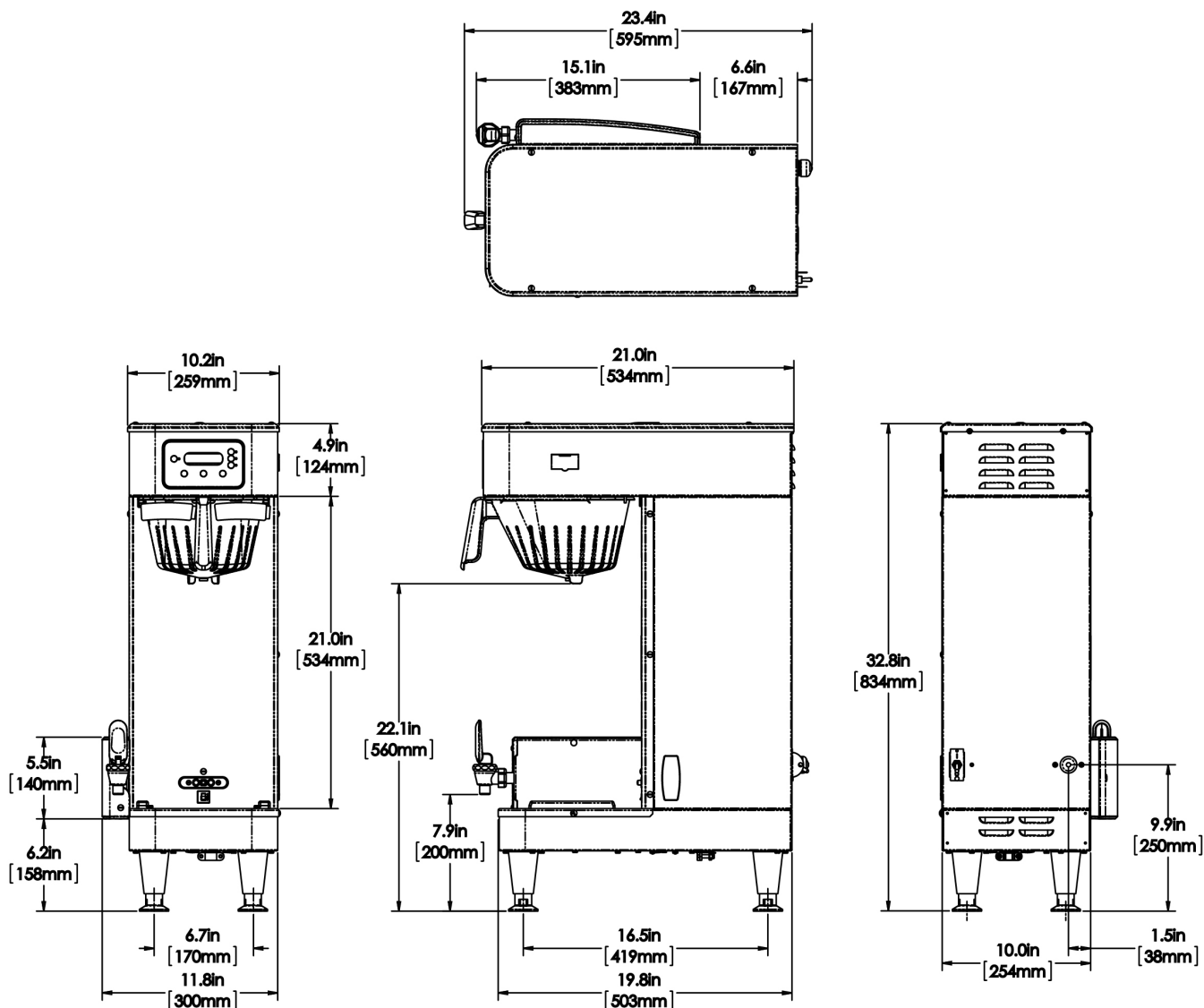
2D	Revit	KLC
●		

WARNING: This product can expose you to chemicals including Bisphenol A (BPA), which is known to the State of California to cause birth defects or other reproductive harm. For more information go to www.P65Warnings.ca.gov



BUNN® reserves the right to change specifications and product design without notice. Such revisions do not entitle the buyer to corresponding changes, improvements, additions or replacements for previously purchased equipment. For most current specifications and other info visit bunn.com.

Last Updated:
08/28/2020



Unit				Shipping				
	Height	Width	Depth	Height	Width	Depth	Weight	Volume
English	32.8 in.	11.8 in.	23.2 in.	37.4 in.	15.3 in.	28.6 in.	47.500 lbs	9.442 ft³
Metric	83.3 cm	30.0 cm	58.9 cm	94.9 cm	38.7 cm	72.7 cm	21.546 kgs	0.267 m³



BUNN® reserves the right to change specifications and product design without notice. Such revisions do not entitle the buyer to corresponding changes, improvements, additions or replacements for previously purchased equipment. For most current specifications and other info visit bunn.com.

Last Updated:
08/28/2020

1.5 Gal (5.7L) SH Srvr, INF SERIES

15

Height: 14.5" Width: 9.1" Depth: 13.3"
(36.8cm) (23.1cm) (33.8cm)



- BUNN-exclusive Soft Heat technology automatically docks the server to the brewer (or remote warming station), supplying controlled heat to brewed coffee at ideal holding temperatures while maintaining optimal flavor for longer periods
- New 1.5gal (3.8L) Soft Heat servers are completely modernized and ergonomic, of lighter weight and greater energy efficiency, yet are still constructed of durable stainless steel to withstand the demands of a busy serving environment
- The rounded design and wider top mean that the inside is easier to access and clean
- Can utilize programmed recipe/batch-based holding times and temperatures
- Integrated sight gauge assembly provides at-a-glance volume level
- The serving unit alerts staff when freshness has expired or the server is empty
- New side-mounted pail-style handle makes transporting more stable for serving, emptying, and cleaning

Agency:



Specifications

Product #: 27850.0200

Finish: Stainless

Additional Features

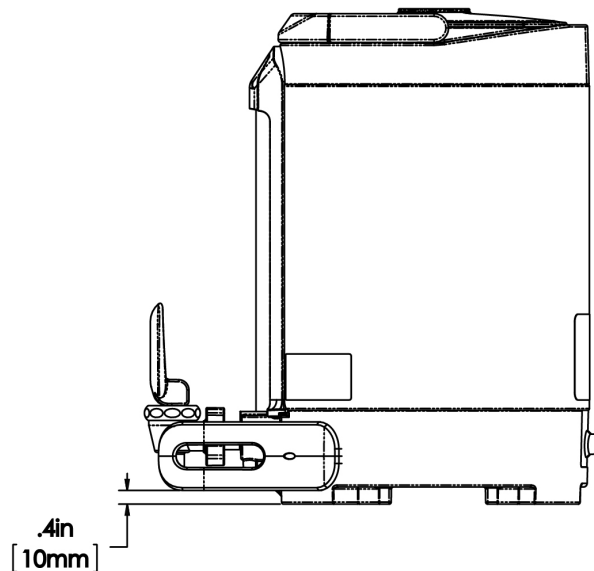
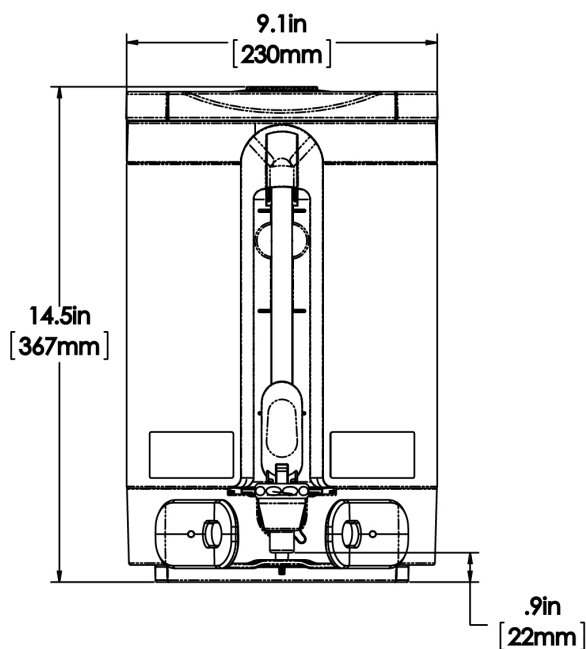
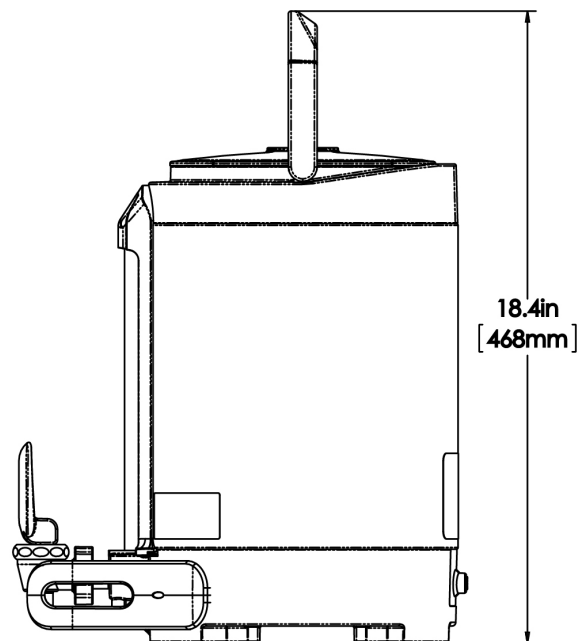
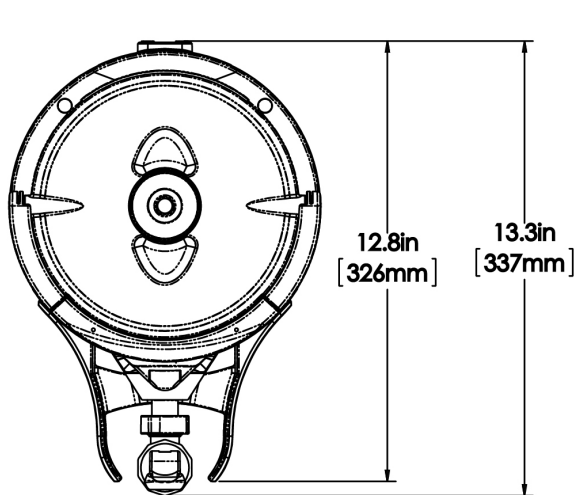
Holding Capacity

English	Metric
192 oz.	5.7 L



BUNN® reserves the right to change specifications and product design without notice. Such revisions do not entitle the buyer to corresponding changes, improvements, additions or replacements for previously purchased equipment. For most current specifications and other info visit bunn.com.

Last Updated:
10/13/2020



Unit				Shipping				
	Height	Width	Depth	Height	Width	Depth	Weight	Volume
English	14.5 in.	9.1 in.	13.3 in.	17.4 in.	11.6 in.	17.5 in.	8.450 lbs	2.046 ft³
Metric	36.8 cm	23.1 cm	33.8 cm	44.1 cm	29.5 cm	44.5 cm	3.833 kgs	0.058 m³



BUNN® reserves the right to change specifications and product design without notice. Such revisions do not entitle the buyer to corresponding changes, improvements, additions or replacements for previously purchased equipment. For most current specifications and other info visit bunn.com.

Last Updated:
10/13/2020

1SH Stand, 120V INF SERIES

15A

Height: 9.3" Width: 10.2" Depth: 11.8"
(23.6cm) (25.9cm) (30.0cm)

- Remote one server docking station for additional satellite coffee serving
- Docking station provides instant power contact to servers
- Soft Heat® stand supplies power to servers, to provide controlled heat for ideal maintenance of flavor and temperature
- Compatible with round BUNN Infusion Series Soft Heat servers
- Durable all stainless steel construction
- Contemporary styling
- PROP 65 Warning Decal included in packaging with equipment



Agency:



Specifications

Product #: 27825.0200

Finish: Stainless

Legs: 4" Stainless Steel Legs

Additional Features

Electrical & Capacity

Volts*	Amps	Watts	Cord Attached	Plug Type	8oz cups/hr 236ml cups/hr	Input H ₂ O Temp.	Phase	# Wires plus Ground	Hertz
120	0.7	85	Yes	NEMA 5-15P	-	60°F (15.5°C)	1	2	60

*When a BUNN is machine rated 120/208-240V, 120/208V or 120/240V, the higher voltage is the supply voltage needed to power the machine. The 120V is there to supply power to some components rated 120V in the machine, but it is not the supply voltage and would not power the machine if the machine is marked with the before mentioned ratings.

Plumbing Requirements

PSI	kPa	Fitting Supplied	Water Flow Required (GPM)
-	-	-	-

CAD Drawings

2D	Revit	KLC
●		

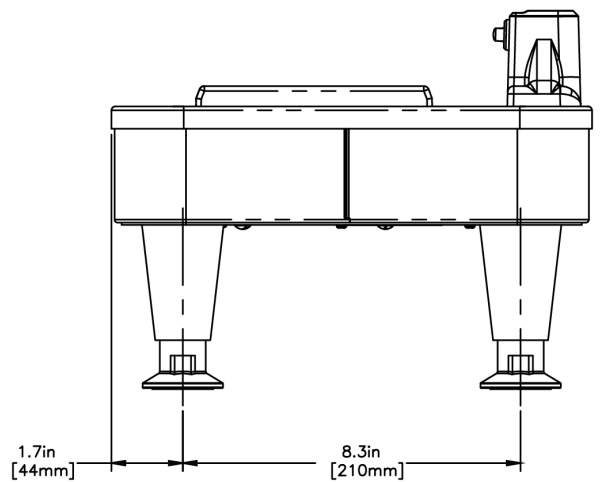
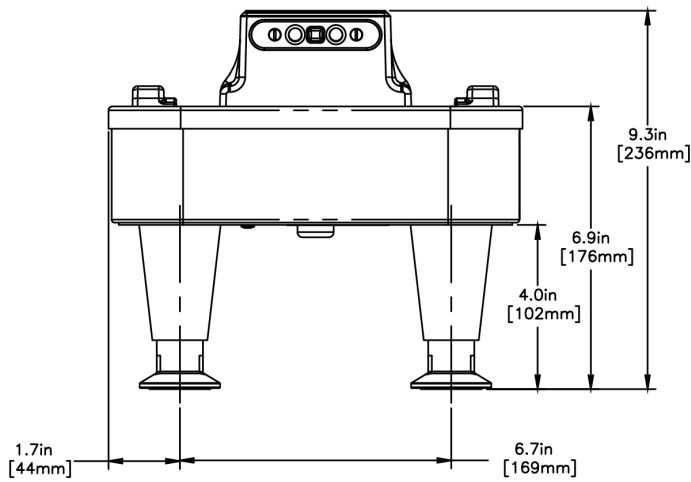
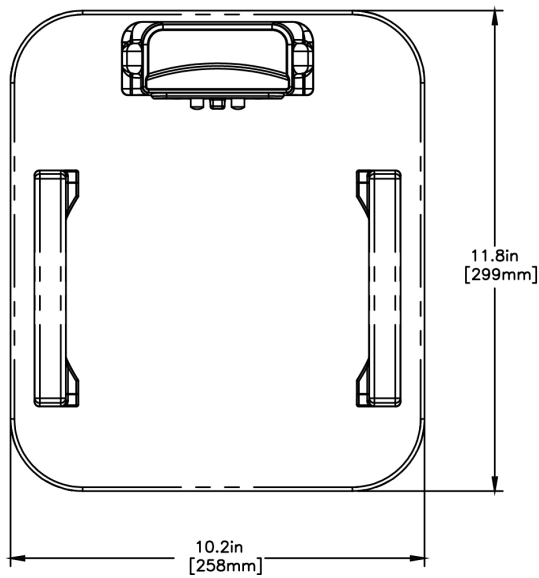


WARNING: This product can expose you to chemicals including Bisphenol A (BPA), which is known to the State of California to cause birth defects or other reproductive harm. For more information go to www.P65Warnings.ca.gov



BUNN® reserves the right to change specifications and product design without notice. Such revisions do not entitle the buyer to corresponding changes, improvements, additions or replacements for previously purchased equipment. For most current specifications and other info visit bunn.com.

Last Updated:
08/28/2020



Unit				Shipping				
	Height	Width	Depth	Height	Width	Depth	Weight	Volume
English	9.3 in.	10.2 in.	11.8 in.	11.4 in.	13.0 in.	14.0 in.	17.000 lbs	1.198 ft ³
Metric	23.6 cm	25.9 cm	30.0 cm	28.9 cm	33.0 cm	35.6 cm	7.711 kgs	0.034 m ³



BUNN® reserves the right to change specifications and product design without notice. Such revisions do not entitle the buyer to corresponding changes, improvements, additions or replacements for previously purchased equipment. For most current specifications and other info visit bunn.com.

Last Updated:
08/28/2020